

Rigor

Observing the Standards and Shifts

Adapting for Equity in K-5

Leadership I - Grades K-5 - Day 2

Find the Rigor

Protocol

1. Do the math.
2. For each, what aspects of rigor are emphasized and how do you know?
3. What are the grade-level standards associated with each one?

Task #1

- a. Juanita spent \$9 on each of her 6 grandchildren at the fair. How much money did she spend?
- b. Nita bought some games for her grandchildren for \$8 each. If she spent a total of \$48, how many games did Nita buy?
- c. Helen spent an equal amount of money on each of her 7 grandchildren at the fair. If she spent a total of \$42, how much did each grandchild get?

Task #2

The teacher gives the equation $4 \times \underline{\quad} = 12$. Charlie finds the answer by writing and solving $12 \div 4 = \underline{\quad}$. Explain why Charlie's method works.

Task #3

Facts for speed and accuracy

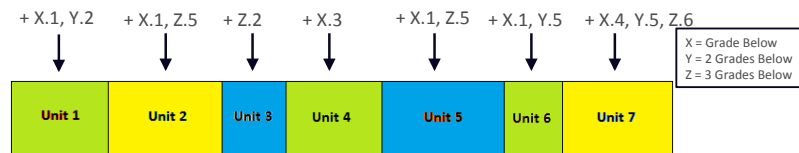
- a. $\underline{\quad} \times 5 = 15$
- b. $10 \div 1 = \underline{\quad}$
- c. $\underline{\quad} = 6 \times 10$
- d. $\underline{\quad} = 20 \div 5$
- e. $\underline{\quad} = 7 \times 10$
- f. $1 \times 6 = \underline{\quad}$
- g. $9 \times 2 = \underline{\quad}$
- h. $0 \times 5 = \underline{\quad}$

The Adaptation Process

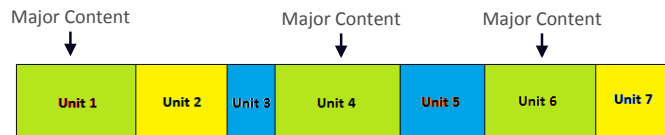
ADAPTATIONS FOR STRUGGLING LEARNERS

Adaptation Process: Scope and Sequence

Use the progressions to **add prerequisite standards from prior grades to all units.**



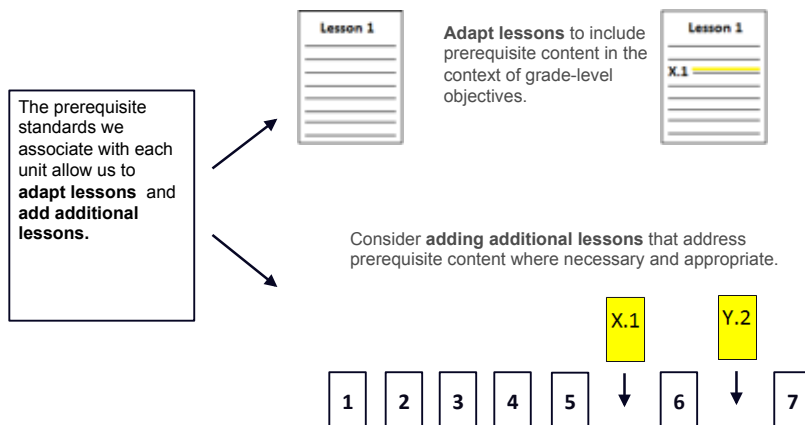
Consider **expanding focus on major content** where necessary.



Standards INSTITUTE

ADAPTATIONS FOR STRUGGLING LEARNERS

Adaptation Process: Lessons



Standards INSTITUTE